


Canada Cup Luge
 Junior Men

START: 9:00 - 10.March 2012

Results after Run 2

| Rk | BIB | Nat | Name | Intern. - Times | | | Finish | km/h | Total |
|----|-----|-----|-----------------|-----------------|------------|------------|------------------|--------|-----------------|
| 1 | 1 | AB | Donegan, Taylor | 17.523(1) | 27.580 (1) | 37.986 (1) | 50.556(1) | 136.07 | 1:41.358 |
| | | | | 17.499(1) | 27.624 (1) | 38.135 (1) | 50.802(1) | 135.36 | |

Fraser

 ED

START: 9:00 - 10.March 2012

Results after Run 2

| Rk | BIB | Nat | Name | Interm. - Times | | | Finish | km/h | Total |
|----|-----|-----|------------------|-----------------|------------|------------|------------------|--------|-----------------|
| 1 | 6 | AB | Smith, Jordan | 19.259(1) | 25.340 (1) | 38.443 (1) | 42.767(1) | 128.75 | 1:25.452 |
| | | | | 19.286(1) | 25.357 (1) | 38.384 (1) | 42.685(1) | 129.62 | |
| 2 | 4 | AB | Corrigal, Elena | 19.324(2) | 25.437 (2) | 38.538 (2) | 42.836(2) | 128.48 | 1:25.667 |
| | | | | 19.402(2) | 25.498 (2) | 38.547 (2) | 42.831(2) | 129.16 | |
| 3 | 3 | AB | Carss, Jordyn | 19.400(3) | 25.504 (3) | 38.624 (3) | 42.959(3) | 127.31 | 1:26.241 |
| | | | | 19.578(4) | 25.721 (4) | 38.924 (4) | 43.282(3) | 127.62 | |
| 4 | 5 | AB | Glover, Laura | 19.425(4) | 25.549 (4) | 38.700 (4) | 43.119(4) | 128.79 | 1:26.473 |
| | | | | 19.450(3) | 25.591 (3) | 38.774 (3) | 43.354(4) | 127.66 | |
| 5 | 2 | AB | Hennessey, Sarah | 20.061(5) | 26.270 (5) | 39.732 (5) | 44.294(5) | 122.34 | 1:27.863 |
| | | | | 19.606(5) | 25.756 (5) | 39.073 (5) | 43.569(5) | 124.56 | |

Fin S.A.
RD

START: 9:00 - 10.March 2012

Results after Run 2


| Rk | BIB | Nat | Name | Interm. - Times | | | Finish | km/h | Total |
|----|-----|-----|-----------------|-----------------|------------|------------|------------------|--------|-----------------|
| 1 | 10 | AB | Malyk, Mitchell | 19.144(1) | 25.208 (1) | 38.181 (1) | 42.432(1) | 130.41 | 1:25.201 |
| | | | | 19.385(1) | 25.483 (1) | 38.507 (1) | 42.769(1) | 129.81 | |
| 2 | 9 | AB | Stone, Tim | 19.214(2) | 25.326 (2) | 38.533 (2) | 42.912(2) | 126.95 | 1:26.151 |
| | | | | 19.497(3) | 25.637 (3) | 38.847 (2) | 43.239(2) | 127.22 | +0.950 |
| 3 | 8 | AB | Doucette, Greg | 19.376(4) | 25.504 (4) | 38.763 (3) | 43.230(3) | 125.46 | 1:26.715 |
| | | | | 19.541(4) | 25.710 (4) | 39.023 (4) | 43.485(4) | 125.50 | +1.514 |
| 4 | 7 | AB | Marriot, Brian | 19.354(3) | 25.498 (3) | 38.823 (4) | 43.396(4) | 123.29 | 1:26.730 |
| | | | | 19.456(2) | 25.605 (2) | 38.875 (3) | 43.334(3) | 126.51 | +1.529 |

Final

START: 9:00 - 10.March 2012

Results after Run 2


| Rk | BIB | Nat | Name | Interm. - Times | | | Finish | km/h | Total |
|----|-----|-----|---------------------|-----------------|------------|------------|------------------|--------|-----------------|
| 1 | 11 | AB | Klassen, Rachel | 21.201(1) | 28.534 (1) | 38.555 (1) | 42.819(1) | 123.17 | 1:25.605 |
| | | | | 21.211(1) | 28.543 (1) | 38.531 (1) | 42.786(1) | 123.00 | |
| 2 | 13 | AB | Jones, Noelle | 21.435(2) | 28.794 (2) | 38.835 (2) | 43.259(2) | 123.25 | 1:26.632 |
| | | | | 21.637(2) | 29.030 (2) | 39.093 (2) | 43.373(2) | 122.17 | |
| 3 | 15 | AB | Pacheco, Ellen | 21.697(3) | 29.087 (3) | 39.094 (3) | 43.332(3) | 123.04 | 1:26.957 |
| | | | | 21.770(3) | 29.181 (3) | 39.296 (3) | 43.625(3) | 121.11 | |
| 4 | 12 | AB | Tremblay, Myriam | 22.154(4) | 29.643 (4) | 39.997 (4) | 44.531(4) | 119.21 | 1:29.271 |
| | | | | 22.255(4) | 29.777 (4) | 40.185 (4) | 44.740(4) | 121.40 | |
| 5 | 14 | AB | Gilchrist, Michaela | 22.302(5) | 29.836 (5) | 40.192 (5) | 44.661(5) | 119.76 | 1:29.407 |
| | | | | 22.309(5) | 29.853 (5) | 40.232 (5) | 44.746(5) | 118.86 | |



START: 9:00 - 10.March 2012

Results after Run 2

| Rk | BIB | Nat | Name | Interm. - Times | | | Finish | km/h | Total |
|----|-----|--------------|------------------------|-----------------|-------------|-------------|-------------------|--------|-----------------|
| 1 | 28 | BC | Klimchuk-Brown, Nicky | 21.398(1) | 28.796 (2) | 38.920 (1) | 43.293(1) | 125.63 | 1:26.792 |
| | | | | 21.458(1) | 28.897 (1) | 39.110 (1) | 43.499(1) | 125.03 | |
| 2 | 24 | AB | Wildman, Evan | 21.410(2) | 28.793 (1) | 38.961 (2) | 43.322(2) | 126.60 | 1:27.177 |
| | | | | 21.708(3) | 29.130 (2) | 39.368 (2) | 43.855(2) | 125.03 | +0.385 |
| 3 | 17 | AB | Aubrecht, Liam | 21.600(3) | 29.041 (3) | 39.237 (3) | 43.675(3) | 120.27 | 1:27.677 |
| | | | | 21.674(2) | 29.155 (3) | 39.486 (3) | 44.002(3) | 118.39 | +0.885 |
| 4 | 25 | BC | Watts, Reid | 22.049(7) | 29.443 (7) | 39.502 (5) | 43.773(4) | 123.00 | 1:27.792 |
| | | | | 22.209(8) | 29.628 (8) | 39.727 (5) | 44.019(4) | 122.42 | +1.000 |
| 5 | 18 | AB | Dejewski, Mark | 21.621(4) | 29.104 (4) | 39.370 (4) | 43.846(5) | 120.43 | 1:27.991 |
| | | | | 21.759(4) | 29.279 (4) | 39.633 (4) | 44.145(5) | 119.21 | +1.199 |
| 6 | 21 | BC | Shippit, Adam | 22.371(11) | 29.817 (10) | 39.926 (10) | 44.230(7) | 122.96 | 1:28.443 |
| | | | | 22.280(10) | 29.741 (9) | 39.885 (7) | 44.213(6) | 121.93 | +1.651 |
| 7 | 19 | BC | Gebauer-Barrett, Lucas | 21.827(6) | 29.287 (5) | 39.547 (6) | 43.987(6) | 119.68 | 1:28.546 |
| | | | | 22.276(9) | 29.796 (10) | 40.111 (9) | 44.559(8) | 119.40 | +1.754 |
| 8 | 16 | BC | Galaz, Yamil | 22.160(9) | 29.667 (9) | 39.909 (9) | 44.308(10) | 120.19 | 1:28.594 |
| | | | | 21.943(5) | 29.488 (5) | 39.824 (6) | 44.286(7) | 118.74 | +1.802 |
| 9 | 27 | AB | Beloglowka, Kail | 21.761(5) | 29.288 (6) | 39.655 (7) | 44.243(8) | 118.66 | 1:28.900 |
| | | | | 21.971(6) | 29.548 (6) | 40.023 (8) | 44.657(10) | 116.46 | +2.108 |
| 10 | 26 | BC | Reid, Parker | 22.099(8) | 29.532 (8) | 39.834 (8) | 44.260(9) | 123.75 | 1:28.901 |
| | | | | 22.107(7) | 29.620 (7) | 40.111 (9) | 44.641(9) | 122.21 | +2.109 |
| 11 | 20 | AB | Dreidger, Ben | 22.615(12) | 30.267 (12) | 40.911 (12) | 45.588(11) | 114.84 | 1:31.229 |
| | | | | 22.458(12) | 30.120 (12) | 40.882 (11) | 45.641(11) | 117.51 | +4.437 |
| 12 | 23 | AB | Mckenna, Jay | 22.294(10) | 29.979 (11) | 40.883 (11) | 45.819(12) | 116.65 | 1:31.671 |
| | | | | 22.331(11) | 30.074 (11) | 40.951 (12) | 45.852(12) | 117.59 | +4.879 |
| 13 | 22 | AB | Malyk, Carter | 33.747(14) | 42.403 (14) | 53.356 (13) | 58.028(14) | 119.05 | 1:53.670 |
| | | | | 31.292(13) | 39.930 (13) | 50.915 (13) | 55.642(13) | 118.12 | +26.878 |
| 29 | AB | Palmer, Matt | | 23.505(13) | 31.104 (13) | | DNF DNS | | 53.498 |



START: 9:00 - 10.March 2012

Results after Run 2

| Rk | BIB | Nat | Name | Interm. - Times | | Finish | km/h | Total |
|----|-----|-----|---------------------|-----------------|------------|------------------|--------|-----------------|
| 1 | 2 | CAN | Pidperyhora, Nicole | 19.765(1) | 30.268 (1) | 35.218(1) | 113.55 | 1:10.541 |
| | | | | 19.843(2) | 30.368 (2) | 35.323(2) | 113.20 | |
| 2 | 4 | AB | Apskrum, Brooke | 19.828(3) | 30.382 (3) | 35.374(3) | 113.23 | 1:10.623 |
| | | | | 19.819(1) | 30.314 (1) | 35.249(1) | 114.33 | +0.082 |
| 3 | 3 | BC | Ravenna, Veronica | 19.825(2) | 30.358 (2) | 35.337(2) | 117.70 | 1:10.915 |
| | | | | 20.041(4) | 30.597 (4) | 35.578(4) | 117.74 | +0.374 |
| 4 | 1 | BC | Andrew, Elainah | 20.654(4) | 31.410 (4) | 36.519(4) | 110.98 | 1:12.056 |
| | | | | 19.888(3) | 30.497 (3) | 35.537(3) | 112.74 | +1.515 |

[Handwritten Signature]

Canada Cup Luge
Youth C Men

START: 9:00 - 10.March 2012

Results after Run 2

| Rk | BIB | Nat | Name | Intern. - Times | | Finish | km/h | Total |
|----|-----|-----|----------------|-----------------|------------|------------------|--------|-----------------|
| 1 | 6 | AB | Janssen, Jayke | 21.217(1) | 32.265 (1) | 37.897(1) | 106.44 | 1:15.784 |
| | | | | 21.046(1) | 32.211 (1) | 37.887(1) | 105.11 | |
| 2 | 5 | AB | Cappon, Jared | 21.741(2) | 33.028 (2) | 39.055(2) | 103.50 | 1:17.543 |
| | | | | 21.510(2) | 32.788 (2) | 38.488(2) | 104.06 | |


Final
FD

Canada Cup Luge
Youth C Women

START: 9:00 - 10.March 2012

Results after Run 2

| Rk | BIB | Nat | Name | Interm. - Times | | Finish | km/h | Total |
|----|-----|-----------------|-----------------------|-----------------|------------|------------------|---------------|-----------------|
| 1 | 8 | AB | Heatherington, Kaylie | 18.845(2) | 25.111 (2) | 30.750(1) | 97.50 | 1:01.398 |
| | | | | 18.770(1) | 25.010 (1) | 30.648(1) | 101.99 | |
| 2 | 7 | AB | Judson, Sam | 19.068(4) | 25.324 (4) | 30.977(2) | 97.03 | 1:01.937 |
| | | | | 18.956(2) | 25.262 (2) | 30.960(2) | 96.36 | +0.539 |
| 3 | 9 | AB | Hooks, Josie | 18.863(3) | 25.195 (3) | 31.157(3) | 100.38 | 1:02.756 |
| | | | | 19.121(3) | 25.511 (3) | 31.599(3) | 99.26 | +1.358 |
| 10 | AB | Hodgson, Makena | 18.741(1) | 24.993 (1) | DNF | 96.39 | 56.549 | |



START: 9:00 - 10.March 2012

Results after Run 2

| Rk | BIB | Nat | Name | Intern. - Times | | Finish | km/h | Total |
|----|-----|-----|------------------|-----------------|------------|-----------|-------|----------|
| 1 | 13 | AB | Karpyshyn, Heath | 19.277(1) | 25.801 (1) | 31.828(1) | 92.23 | 1:03.640 |
| | | | | 19.419(1) | 25.901 (1) | 31.812(1) | 93.61 | |
| 2 | 11 | AB | Frank, Kai | 40.543(3) | 47.696 (3) | 54.240(2) | 82.95 | 1:35.899 |
| | | | | 28.573(2) | 35.394 (2) | 41.659(2) | 85.93 | +32.259 |
| | 12 | AB | Rowell, Chris | 22.955(2) | 32.144 (2) | DNF | 34.95 | |

Handwritten signature: F. Smith
FD

Results after Run 2

| Rk | BIB | Nat | Name | Interm. - Times | Finish | km/h | Total |
|----|-----|-----|------------------|-----------------|------------------------|----------------|------------------|
| 1 | 17 | AB | Kildare, Ben | | 14.747(1) 14.956(1) | 82.31 81.70 | 29.703 |
| 2 | 15 | BC | Susko, Mathew | | 15.296(2) 15.391(2) | 80.28 79.85 | 30.687 +0.984 |
| 3 | 14 | BC | Reid, Garret | | 15.307(3) 15.608(3) | 80.05 82.74 | 30.915 +1.212 |
| 4 | 18 | BC | Shippit, Brendan | | 15.518(4) 15.664(4) | 79.06 78.71 | 31.182 +1.479 |
| 5 | 16 | BC | Susko, Cain | | 15.668(5) 15.826(5) | 79.09 78.10 | 31.494 +1.791 |

Handwritten signature
FD

Canada Cup Luge
Youth Open Girls

START: 9:00 - 10.March 2012

Results after Run 2

| Rk | BIB | Nat | Name | Intern. - Times | Finish | km/h | Total |
|----|-----|-----|----------------------|-----------------|------------------------|----------------|------------------|
| 1 | 20 | BC | Hughes_Goyett, Allie | | 15.192(1) 15.286(1) | 80.83 80.17 | 30.478 |
| 2 | 19 | BC | Matthews, Grace | | 15.724(2) 16.058(2) | 78.58 77.19 | 31.782 +1.304 |

Fraser
RS

Canada Cup Luge
Doubles Open

START: 9:00 - 10.March 2012

Results after Run 2

| Rk | BIB | Nat | Name | Interm. - Times | | | Finish | km/h | Total |
|----|-----|-----|-----------------|-----------------|------------|------------|------------------|--------|-----------------|
| 1 | 1 | CAN | Tobin, Justin | 19.404(1) | 25.502 (1) | 38.631 (1) | 43.007(1) | 125.94 | 1:26.058 |
| | | | Donegan, Taylor | 19.435(1) | 25.549 (1) | 38.669 (1) | 43.051(1) | 125.72 | |

Fraser
RS

Competition: CANADA CUP LUGE

Sanctioning Association: CLA

Venue: Whistler Sliding Centre

Date: 10 March, 2012

Start Time: 9:00

Finish Time: 13:00

Catagories: Jr Men, Jr Wmn, Yth A Men, Yth A Wmn, Yth B Men, Yth B Wmn, Yth C Men, Yth C Wmn, Yth Open Men, Yth Open Wmn, Jr Dbls

Start Positions Used: WC Mens, Jr, Novice, Str8, Maple Leaf, C12

Runs:

2

| | |
|-----------|------|
| Sleds | 50 |
| DNS: | - |
| DNF: | 3 |
| DSQ: | - |
| Protests: | None |

Weather Conditions:

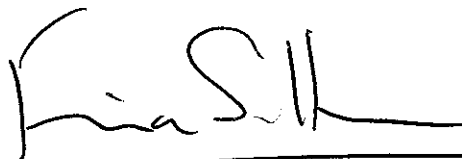
Precipitation: Heavy Snow

Temperatures:

| | |
|-------|-------|
| AIR | - 0.5 |
| ICE | + 1.1 |
| Steel | +1.5 |

Records: None

Race Director:



Fiona Sutton