

Competition: 2020 Canadian Youth Luge Championships

Sanctioning Association: CLA

Venue: Whistler Sliding Centre

Date: 14 March 2020

Start Time: 9:00

Finish Time: 12:17

Catagories: YAM YAW YBM YBW YCM YCW YDM YDW  
Open

Start Positions Used: Ladies, Lwr Ladies, C8, ML, C13

Runs:

2

Sleds	22
DNS:	0
DNF:	1
DSQ:	0
Protests:	1

Weather Conditions:

Precipitation: None

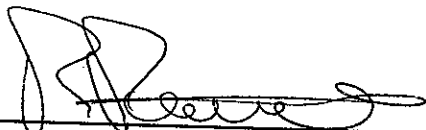
Temperatures:

AIR	-11.4
ICE	-9.5
Steel	-11.8


Records:

None

Race Director:



Ron Pastuck




*Results after Run 2*

Rk	BIB	Nat	Name	Interm. - Times				Finish	km/h	Total
1	5	CAN	Morse, Dylan	3.423 (2)	17.306 (3)	24.249 (3)	33.579 (2)	39.805 (1)	127.31	1:19.557
				3.414 (2)	17.281 (2)	24.227 (2)	33.554 (1)	39.752 (1)	127.93	
2	3	AB	Downey, Theo	3.394 (1)	17.212 (1)	24.135 (1)	33.516 (1)	39.917 (2)	126.03	1:19.848
				3.409 (1)	17.246 (1)	24.198 (1)	33.625 (2)	39.931 (2)	126.07	+0.291
3	4	AB	Borger, Billy	3.455 (3)	17.297 (2)	24.234 (2)	33.616 (3)	39.970 (3)	122.75	1:19.954
				3.446 (3)	17.400 (4)	24.340 (4)	33.723 (4)	39.984 (4)	132.17	+0.397
4	2	AB	Struth, Caden	3.498 (4)	17.502 (4)	24.436 (4)	33.900 (4)	40.284 (5)	125.37	1:20.226
				3.473 (4)	17.366 (3)	24.287 (3)	33.646 (3)	39.942 (3)	127.44	+0.669
5	1	AB	Gionet, Oli	3.525 (6)	17.503 (5)	24.490 (5)	33.954 (5)	40.275 (4)	126.03	1:20.717
				3.532 (6)	17.534 (5)	24.518 (5)	34.008 (5)	40.442 (5)	128.57	+1.160
6	6	AB	Casson, McKinley	3.518 (5)	18.705 (6)	25.879 (6)	35.384 (6)	41.693 (6)	126.11	1:22.334
				3.525 (5)	17.655 (6)	24.683 (6)	34.193 (6)	40.641 (6)	125.24	+2.777



Results after Run 2

Rk	BIB	Nat	Name	Intern. - Times				Finish	km/h	Total
1	4	CAN	Susko, Embyr	10.753(6)	13.928 (6)	17.956 (6)	21.044 (6)	41.093 (2)	127.40	1:22.110
				10.779(5)	13.944 (5)	17.962 (5)	21.040 (4)	41.017 (1)	127.57	
2	5	CAN	Nash, Caitlin	10.638(2)	13.807 (2)	17.836 (2)	20.933 (2)	41.129 (3)	126.16	1:22.159
				10.628(2)	13.782 (2)	17.792 (2)	20.873 (2)	41.030 (2)	125.90	+0.049
3	3	CAN	Corless, Natalie	10.690(4)	13.857 (4)	17.875 (4)	20.963 (3)	41.129 (3)	125.98	1:22.183
				10.605(1)	13.766 (1)	17.784 (1)	20.863 (1)	41.054 (3)	125.37	+0.073
4	2	CAN	Holland, Midori	10.818(7)	13.995 (7)	18.026 (7)	21.130 (7)	41.230 (5)	126.77	1:22.420
				10.781(6)	13.949 (6)	17.969 (6)	21.057 (5)	41.190 (4)	126.60	+0.310
5	9	AB	Lee, Amanda	10.706(5)	13.880 (5)	17.918 (5)	21.020 (5)	41.364 (6)	124.94	1:22.924
				10.806(8)	13.981 (7)	18.015 (7)	21.118 (7)	41.560 (5)	125.42	+0.814
6	7	CAN	Luscombe, Ava-Rose	10.647(3)	13.813 (3)	17.829 (1)	20.919 (1)	41.055 (1)	126.07	1:23.047
				10.632(3)	13.787 (3)	17.796 (3)	20.887 (3)	41.992 (8)	119.36	+0.937
7	10	AB	Baylis, Tehya	10.870(8)	14.073 (8)	18.145 (8)	21.263 (8)	41.628 (7)	125.50	1:23.238
				10.805(7)	14.005 (8)	18.072 (8)	21.183 (8)	41.610 (6)	124.81	+1.128
8	1	AB	Brodylo, Jolie	10.608(1)	13.789 (1)	17.860 (3)	20.967 (4)	41.639 (8)	127.22	1:23.266
				10.708(4)	13.889 (4)	17.958 (4)	21.065 (6)	41.627 (7)	128.34	+1.156
9	8	ONT	Stonham, Bailey	11.096(9)	14.330 (9)	18.436 (9)	21.580 (9)	42.849 (9)	119.48	1:25.911
				11.077(9)	14.342 (9)	18.577 (9)	21.787 (9)	43.062 (9)	120.03	+3.801
10	11	AB	Podulsky, Beattie	14.001(10)	17.761 (10)	22.327 (10)	25.673 (10)	46.961 (10)	123.96	1:33.401
				13.650(10)	17.361 (10)	21.875 (10)	25.189 (10)	46.440 (10)	121.32	+11.291
6		CAN	Hodgson, Makena							




*Results after Run 2*

Rk	BIB	Nat	Name	Interm. - Times				Finish	km/h	Total
1	1	AB	Van Wouw, Bastian	9.626 (1)	19.290 (1)	25.623 (1)	31.170 (2)	<b>39.553 (2)</b>	99.31	<b>1:17.089</b>
				9.662 (1)	19.347 (1)	25.448 (1)	30.332 (1)	<b>37.536 (1)</b>	113.51	
2	AB	Keyser, Finn	10.057(2)	19.831 (2)	26.059 (2)	31.048 (1)	<b>38.437 (1)</b>	111.43	<b>38.437</b>	
			10.037(2)	19.769 (2)	26.738 (2)	33.642 (2)	<b>DNF</b>	67.08		



Official Results  
**2020 Canadian Youth Luge Championships**  
Youth B Women

START: 9:00 - 14.March 2020



*Results after Run 2*

Rk	BIB	Nat	Name	Interm. - Times				Finish	km/h	Total
1	2	AB	Clarke, Abbie	9.972 (2)	19.721 (2)	25.871 (2)	30.772 (2)	<b>38.003 (2)</b>	114.12	1:15.920
				9.932 (2)	19.654 (2)	25.805 (2)	30.722 (2)	<b>37.917 (1)</b>	113.55	
2	1	AB	Lee, Sammy	9.807 (1)	19.540 (1)	25.698 (1)	30.643 (1)	<b>37.961 (1)</b>	111.94	1:15.950
				9.892 (1)	19.632 (1)	25.794 (1)	30.718 (1)	<b>37.989 (2)</b>	112.98	+0.030


*Results after Run 2*

Rk	BIB	Nat	Name	Interm. - Times				Finish	km/h	Total
1	2	ALA	Struth, Callum	10.600(1)	11.235 (1)	18.918 (1)	24.882 (1)	<b>33.956 (1)</b>	95.58	1:07.662
				10.608(1)	11.242 (1)	18.924 (1)	24.801 (1)	<b>33.706 (1)</b>	97.42	
2	4	BC	Amacher, Kayden	10.906(2)	11.525 (2)	19.264 (2)	25.206 (2)	<b>34.173 (2)</b>	101.11	1:08.612
				11.120(4)	11.763 (4)	19.515 (4)	25.431 (3)	<b>34.439 (2)</b>	96.90	+0.950
3	1	AB	Skinner, Ben	11.019(3)	11.685 (3)	19.430 (3)	25.390 (3)	<b>34.754 (3)</b>	98.13	1:09.501
				10.860(2)	11.523 (2)	19.297 (2)	25.323 (2)	<b>34.747 (3)</b>	96.44	+1.839
4	3	BC	McNolty, Liam	13.493(4)	14.148 (4)	21.973 (4)	27.987 (4)	<b>37.217 (4)</b>	95.25	1:12.063
				11.012(3)	11.656 (3)	19.461 (3)	25.518 (4)	<b>34.846 (4)</b>	94.12	+4.401




Official Results  
**2020 Canadian Youth Luge Championships**  
Youth C Women

START: 9:00 - 14.March 2020



*Results after Run 2*

Rk	BIB	Nat	Name	Interm. - Times				Finish	km/h	Total
1	1	AB	Forsberg, Ashtynn	10.907(1)	11.536 (1)	19.085 (1)	24.806 (1)	<b>33.170 (1)</b>	100.63	1:06.295
				10.824(1)	11.455 (1)	18.998 (1)	24.720 (1)	<b>33.125 (1)</b>	100.69	
2	2	BC	Hatton, Kaia	11.083(2)	11.744 (2)	19.566 (2)	25.468 (2)	<b>35.328 (2)</b>	94.93	1:09.730
				11.036(2)	11.671 (2)	19.340 (2)	25.180 (2)	<b>34.402 (2)</b>	98.67	+3.435



*Results after Run 2*


Rk	BIB	Nat	Name	Interm. - Times				Finish	km/h	Total		
1	1	AB	Davidson, Shael	0.143	10.588(1)	11.219 (1)	18.788 (1)	24.584 (1)	①	33.466 (1)	98.03	1:06.789
					10.626(2)	11.257 (2)	18.824 (2)	24.631 (2)	①	33.323 (3)	98.91	
2	3	AB	Goulet, Sophie	1.131	12.125(3)	12.755 (3)	20.298 (3)	26.032 (3)	③	34.382 (2)	100.72	1:07.633
					10.758(3)	11.397 (3)	19.025 (3)	24.784 (3)	③	33.251 (2)	100.02	
3	2	AB	Quinn, Caroline	2.191	12.190(4)	12.815 (4)	20.317 (4)	26.062 (4)	④	35.002 (4)	102.02	1:07.813
					10.606(1)	11.233 (1)	18.724 (1)	24.438 (1)	④	32.811 (1)	100.52	
4	4	ALA	Yuen, Maya	0.300	11.047(2)	11.694 (2)	19.435 (2)	25.329 (2)	②	34.497 (3)	96.06	1:09.294
					10.877(4)	11.515 (4)	19.225 (4)	25.240 (4)	②	34.797 (4)	96.42	






Official Results  
2020 Canadian Youth Luge Championships  
Youth D Men

START: 9:00 - 14.March 2020



*Results after Run 2*

Rk	BIB	Nat	Name	Interm. - Times		Finish	km/h	Total
1	1	ALA	Young, Bryson	8.061 (1)	8.534 (1)	<b>16.069 (1)</b>	76.91	<b>31.723</b>
				7.796 (1)	8.260 (1)	<b>15.654 (1)</b>	78.36	




*Results after Run 2*

Rk	BIB	Nat	Name	Intern. - Times		Finish	km/h	Total
1	3	BC	Hodder, Ella	7.608 (1)	8.057 (1)	<b>14.939</b> (1)	81.03	29.983
				7.646 (1)	8.095 (1)	<b>15.044</b> (1)	80.97	
2	1	BC	Letchford, Sola	7.730 (2)	8.186 (2)	<b>15.286</b> (2)	79.73	30.552
				7.712 (2)	8.167 (2)	<b>15.266</b> (2)	79.94	
3	2	BC	Letchford, Yale	7.910 (3)	8.378 (3)	<b>16.298</b> (3)	77.69	35.047
				7.979 (3)	8.469 (3)	<b>18.749</b> (3)	74.17	



Official Results  
2020 Canadian Youth Luge Championships  
C12 Open

START: 9:00 - 14.March 2020



Results after Run 2

Rk	BIB	Nat	Name	Interm. - Times		Finish	km/h	Total
1	1	BC	Dorgelo, Lilly	<i>.015</i> 7.421 (1)	7.854 (1)	<b>1</b> 14.497 (1)	84.04	29.009
				7.475 (1)	7.917 (1)	14.512 (1)	82.31	
2	2	BC	Drever, Riley	<i>.165</i> 7.620 (2)	8.069 (2)	<b>3</b> 14.981 (2)	80.92	30.127
				7.694 (2)	8.128 (2)	15.146 (3)	83.85	
3	3	BC	Buhler, Yamato	<i>.072</i> 7.679 (3)	8.127 (3)	<b>2</b> 15.051 (3)	81.17	30.174
				7.709 (3)	8.159 (3)	15.123 (2)	80.65	
4	4	BC	Spence, Allie	<i>.202</i> 8.002 (4)	8.469 (4)	<b>4</b> 15.849 (4)	77.80	31.900
				8.051 (4)	8.524 (4)	16.051 (4)	76.74	