


Results after Run 2

Rk	BIB	Nat	Name	Interm. - Times				Finish	km/h	Total
1	3	AB	Downey, Theo	3.334 (1)	17.031 (1)	23.887 (1)	33.097 (1)	39.229 (1)	128.93	1:18.404
				3.344 (1)	17.044 (1)	23.895 (1)	33.081 (1)	39.175 (1)	129.85	
2	2	AB	Borger, Billy	3.383 (2)	17.163 (2)	24.061 (2)	33.303 (2)	39.444 (2)	128.66	1:18.925
				3.376 (2)	17.188 (2)	24.083 (2)	33.329 (2)	39.481 (2)	128.29	+0.521
3	1	AB	Van Wouw, Bastian	3.403 (3)	17.250 (3)	24.137 (3)	33.393 (3)	39.571 (3)	128.43	1:19.085
				3.393 (3)	17.239 (3)	24.133 (3)	33.374 (3)	39.514 (3)	129.07	+0.681
4	4	AB	Salmon, Griffen	3.453 (4)	17.407 (4)	24.341 (4)	33.683 (4)	40.065 (4)	128.25	1:20.263
				3.438 (4)	17.411 (4)	24.357 (4)	33.721 (4)	40.198 (4)	126.55	+1.859




Results after Run 2

Rk	BIB	Nat	Name	Interm. - Times				Finish	km/h	Total
1	4	CAN	Susko, Embyr	10.359(2)	13.470 (2)	17.442 (1)	20.490 (1)	40.221 (1)	128.89	1:20.511
				10.395(2)	13.513 (2)	17.492 (2)	20.541 (2)	40.290 (1)	128.79	
2	1	AB	Podulsky, Beattie	10.343(1)	13.460 (1)	17.458 (2)	20.517 (2)	40.695 (2)	129.99	1:21.470
				10.322(1)	13.440 (1)	17.430 (1)	20.497 (1)	40.775 (2)	128.93	+0.959
3	3	AB	Clarke, Abbie	10.549(3)	13.697 (3)	17.723 (3)	20.811 (3)	40.999 (3)	125.72	1:22.186
				10.661(4)	13.819 (4)	17.858 (4)	20.957 (4)	41.187 (4)	125.50	+1.675
4	5	AB	Lee, Sammy	10.571(4)	13.726 (4)	17.758 (4)	20.843 (4)	41.167 (4)	124.56	1:22.315
				10.498(3)	13.639 (3)	17.654 (3)	20.729 (3)	41.148 (3)	123.92	+1.804
5	2	ALA	Yuen, Maya	11.739(5)	16.299 (5)	22.213 (5)	26.017 (5)	48.172 (5)	118.82	1:36.679
				11.933(5)	16.431 (5)	22.435 (5)	26.268 (5)	48.507 (5)	118.16	+16.168



Official Results
CLA
2022 Youth National Championships
Youth B Men
 START: 9:30 - 13.March 2022




Results after Run 2

Rk	BIB	Nat	Name	Interm. - Times				Finish	km/h	Total
1	2	AB	Skinner, Ben	9.476 (1)	19.113 (1)	25.252 (1)	30.190 (1)	37.621 (1)	112.53	1:15.392
				9.468 (1)	19.121 (1)	25.277 (1)	30.245 (1)	37.771 (1)	111.09	
2	1	BC	Amacher, Kayden	9.974 (4)	19.683 (3)	25.888 (3)	30.883 (3)	38.389 (2)	111.36	1:17.047
				10.199(4)	19.898 (4)	26.083 (4)	31.070 (3)	38.658 (2)	110.41	+1.655
3	4	BC	Drever, Riley	9.902 (2)	19.625 (2)	25.831 (2)	30.839 (2)	38.617 (3)	109.55	1:17.396
				9.915 (3)	19.671 (2)	25.919 (2)	30.976 (2)	38.779 (3)	108.76	+2.004
4	3	BC	McNolty, Liam	9.906 (3)	19.724 (4)	26.067 (4)	31.215 (4)	39.274 (4)	107.00	1:18.620
				9.865 (2)	19.690 (3)	26.053 (3)	31.217 (4)	39.346 (4)	106.44	+3.228



Official Results
CLA
2022 Youth National Championships
Youth B Women
START: 9:30 - 13.March 2022




Results after Run 2

Rk	BIB	Nat	Name	Interm. - Times				Finish	km/h	Total
1	5	AB	Forsberg, Ashtynn	9.782 (3)	19.326 (3)	25.280 (3)	30.013 (1)	36.885 (1)	117.51	1:13.870
				9.803 (4)	19.362 (4)	25.334 (3)	30.082 (2)	36.985 (1)	117.29	
2	4	BC	Spence, Allie	9.635 (2)	19.224 (2)	25.261 (2)	30.072 (2)	37.160 (2)	115.02	1:14.293
				9.489 (1)	19.090 (1)	25.140 (1)	29.962 (1)	37.133 (2)	114.55	+0.423
3	2	ALA	Huerta, Ava Lucia	9.499 (1)	19.121 (1)	25.224 (1)	30.127 (3)	37.428 (3)	112.67	1:14.898
				9.505 (2)	19.146 (2)	25.266 (2)	30.173 (3)	37.470 (3)	113.13	+1.028
4	3	BC	Dorgelo, Lilly	9.883 (4)	19.488 (4)	25.561 (4)	30.457 (4)	37.743 (4)	117.10	1:15.392
				9.877 (5)	19.471 (5)	25.539 (5)	30.425 (5)	37.649 (4)	117.55	+1.522
5	1	BC	Hatton, Kaia	10.366(5)	20.052 (5)	26.153 (5)	31.053 (5)	38.786 (5)	112.63	1:16.616
				9.692 (3)	19.323 (3)	25.399 (4)	30.261 (4)	37.830 (5)	114.33	+2.746



Official Results
CLA
2022 Youth National Championships
Youth C Women
START: 9:30 - 13.March 2022



Results after Run 2

Rk	BIB	Nat	Name	Interm. - Times				Finish	km/h	Total
1	1	BC	Hodder, Ella	10.068(1)	10.690 (1)	18.155 (1)	23.842 (1)	32.188 (1)	100.55	1:04.385
				10.027(1)	10.648 (1)	18.104 (1)	23.799 (1)	32.197 (1)	99.89	
2	2	BC	Letchford, Sola	10.070(2)	10.696 (2)	18.238 (2)	24.023 (2)	32.819 (2)	98.77	1:05.935
				10.263(2)	10.916 (2)	18.431 (2)	24.223 (2)	33.116 (2)	98.08	+1.550



Official Results
CLA
2022 Youth National Championships
Youth D Men
START: 9:30 - 13.March 2022



Results after Run 2

Rk	BIB	Nat	Name	Interm. - Times		Finish	km/h	Total
1	5	BC	Carson, Micah	8.356 (2)	8.810 (2)	15.983 (1)	80.19	32.024
				8.338 (1)	8.804 (1)	16.041 (1)	78.14	
2	3	BC	Persofsky, Jack	8.353 (1)	8.804 (1)	16.098 (2)	80.71	32.158
				8.357 (2)	8.807 (2)	16.060 (2)	80.92	+0.134
3	2	BC	Brown, Thomas	8.424 (3)	8.899 (3)	16.348 (3)	76.64	32.743
				8.420 (3)	8.896 (3)	16.395 (3)	76.43	+0.719
4	4	BC	Nieman, Cove	8.508 (4)	8.987 (4)	16.659 (4)	75.79	33.692
				8.698 (5)	9.188 (5)	17.033 (4)	74.26	+1.668
5	1	BC	Beliveau, Jackson	8.528 (5)	9.017 (5)	17.067 (5)	74.31	34.276
				8.576 (4)	9.069 (4)	17.209 (5)	73.69	+2.252



Official Results
CLA
2022 Youth National Championships
Youth D Women
START: 9:30 - 13.March 2022



Results after Run 2

Rk	BIB	Nat	Name	Interm. - Times		Finish	km/h	Total
1	1	ALA	Forsberg, Ryenn	8.281 (1)	8.745 (1)	15.945 (1)	78.42	31.886
				8.278 (1)	8.743 (1)	15.941 (1)	78.17	
2	3	BC	Jackson, Caydence	8.345 (2)	8.813 (2)	16.062 (2)	77.67	32.131
				8.355 (3)	8.824 (3)	16.069 (3)	77.51	+0.245
3	2	BC	Letchford, Yale	8.415 (4)	8.886 (4)	16.162 (4)	77.09	32.197
				8.335 (2)	8.804 (2)	16.035 (2)	77.54	+0.311
4	4	BC	Jarvis, Avery	8.387 (3)	8.852 (3)	16.097 (3)	78.24	32.208
				8.367 (4)	8.834 (4)	16.111 (4)	77.85	+0.322



Official Results
CLA
2022 Youth National Championships
OPEN
START: 9:30 - 13.March 2022



Results after Run 2

Rk	BIB	Nat	Name	Interm. - Times		Finish	km/h	Total
1	3	BC	PAUL, Colt	8.174 (1)	8.630 (1)	15.480 (1)	79.77	31.024
				8.200 (1)	8.658 (1)	15.544 (1)	79.42	
2	1	ALA	Jochumsen, Scarlet	8.210 (2)	8.665 (2)	15.506 (2)	79.87	31.086
				8.232 (2)	8.689 (2)	15.580 (2)	79.52	+0.062
3	2	BC	Varrin, Will	8.247 (3)	8.702 (3)	15.717 (3)	79.92	31.570
				8.296 (3)	8.757 (3)	15.853 (3)	79.02	+0.546
4	4	BC	Morningstar, Blossom	8.381 (4)	8.853 (4)	16.266 (4)	76.88	32.715
				8.443 (4)	8.920 (4)	16.449 (4)	76.19	+1.691